



SUMMARY ON POLITICALLY-MOTIVATED  
HUMAN RIGHTS AND FOOD- RELATED  
VIOLATIONS

January 2010

25/02/2010

## **SUMMARY**

### **Statistical Trends Analysis**

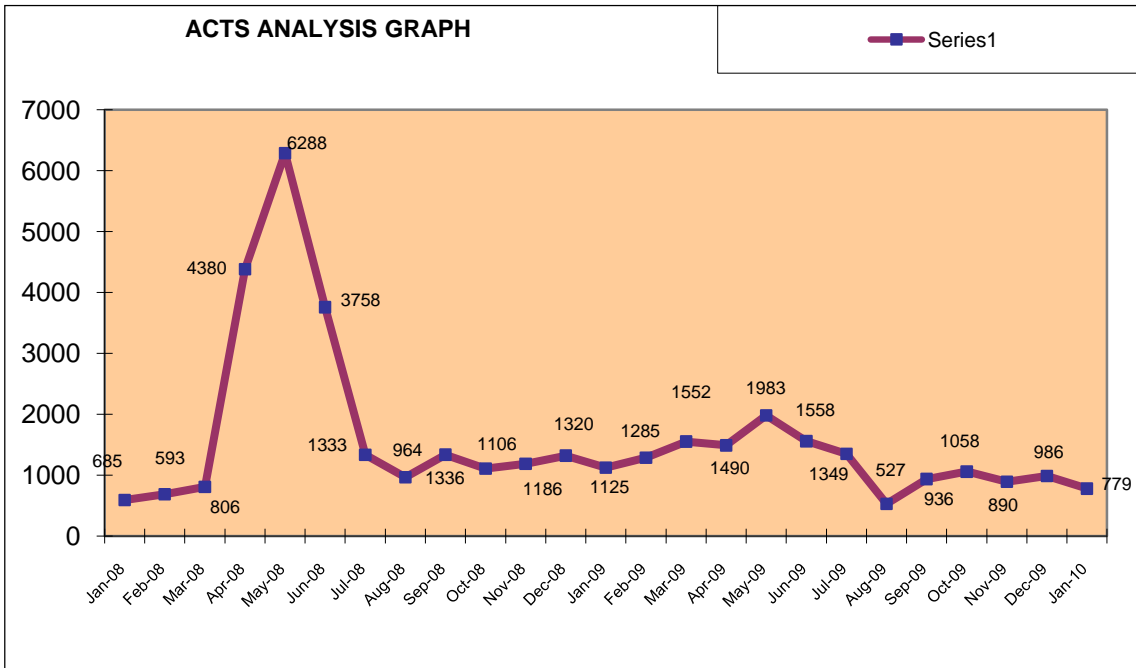
The period under review recorded an overall decline of 21% in incidences of politically motivated human rights abuses throughout the 10 provinces. This is generally attributed to other social activities like the opening of schools preoccupying most parents with preparations for their children to start school and the planting season which occupies most communities at this time of the year not only in rural areas but in urban areas as well. However, by the end of January, the climate began to change showing an increase in political activities, indicating that by February incidences might increase. Compared to the 986 case in December 2009, January 2010 tolled 779 in politically motivated human rights abuses. Consistent with past trends, harassments and assaults categories continue to rank highest in politically motivated human rights abuses. A total of 490 harassments were recorded while 165 were assaults. The provinces of Manicaland [182], Mashonaland East [117], Midlands [116] and Masvingo [109] consistently maintain the top four political violence hot zones in Zimbabwe. However, other provinces like Mashonaland Central are picking up as seen by the 8% increase recorded in January.

A cumulative violations toll of 38480 cases were recorded in the years 2008 and 2009. This has risen to 39,259 as of January 2010. See table below for details

**Table 1: 2009 Cumulative Tables of Violations**

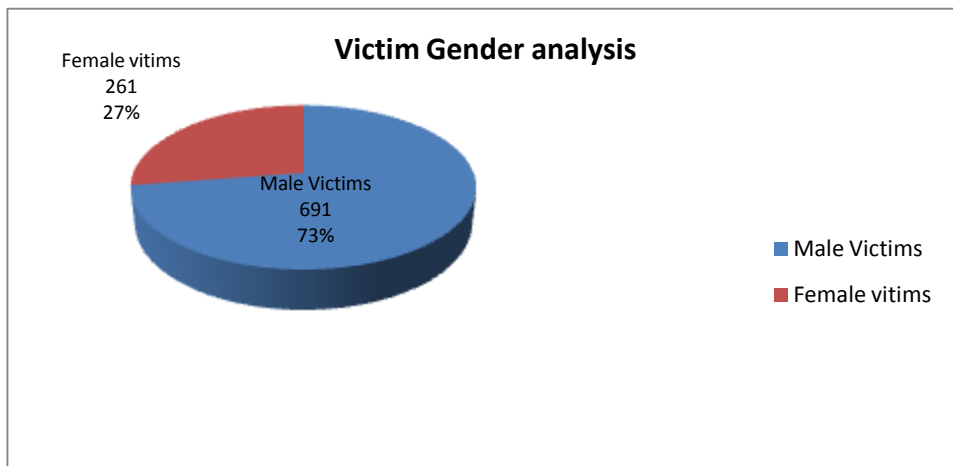
<b>ACTS</b>	<b>2008</b>	<b>2009</b>	<b>Jan</b>	<b>Feb</b>	<b>Mar</b>	<b>Apr</b>	<b>May</b>	<b>Jun</b>	<b>July</b>	<b>Aug</b>	<b>Sept</b>	<b>Oct</b>	<b>Nov</b>	<b>Dec</b>	<b>Total</b>
Murder	207	8	0												<b>215</b>
Rape	61	69	1												<b>131</b>
Kidnapping/Abduction	511	147	2												<b>660</b>
Assault	4886	3296	165												<b>8347</b>
Theft/Looting	611	598	26												<b>1235</b>
MDP	1009	294	14												<b>1317</b>
Torture	452	157	3												<b>612</b>
Unlawful Detention	514	284	6												<b>804</b>
Harassment/Intimidation	12593	7865	490												<b>20948</b>
Displacement	2508	680	45												<b>3233</b>
Discrimination	366	1314	27												<b>1707</b>
Attempted Rape	23	3	0												<b>26</b>
Attempted Murder	16	10	0												<b>24</b>
<b>Total</b>	<b>23755</b>	<b>14725</b>	<b>779</b>												<b>39259</b>

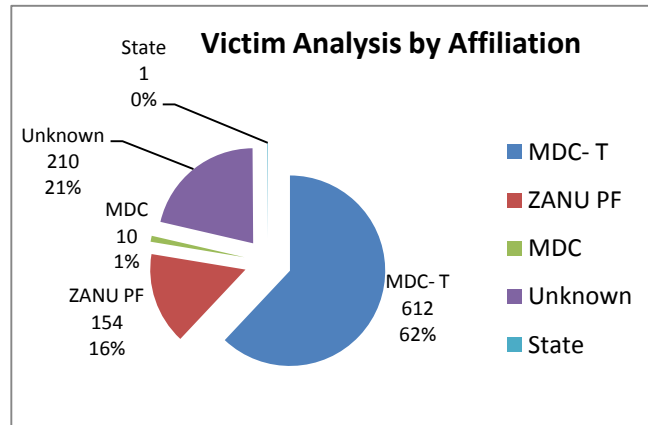
Graphically trends are shown below.



#### Victim Analysis by Gender and Association

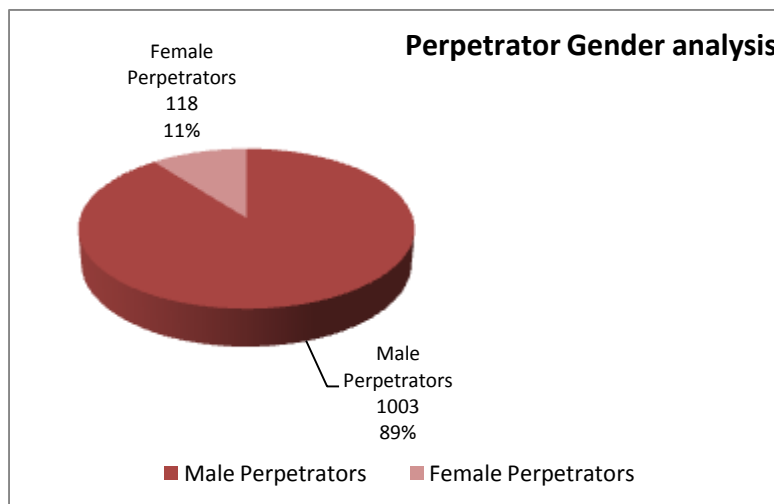
Consistent with past trends, male victims remain comparatively more than their female counterparts. Out of a total of 987 victims recorded in January 2010, 691 are male with 261 being female and 35 recorded as unknown. As given by the decline in the incidences recorded this month, the number of victims also reduced from the 1153 recorded in December 2009. The MDC –T maintains a consistent high victim toll at 612, while ZANU PF had [154], MDC-M 100, unknowns [210] and state 1. From a gender perspective, the analysis of trends reveal that the male victims toll remains persistently high as compared to the female victims. Although there was a slight decrease in the number of victims [male - 691 (73%) and female – 261 (27%)]. Graphically the trends are shown below.

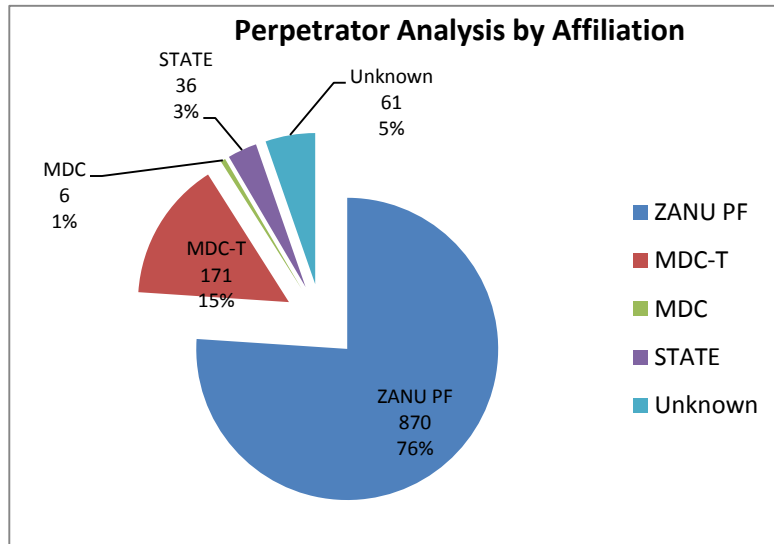




The figure of perpetrators for the period under review also declined to 1144 from the December figure of 1352. Of the 1144 perpetrators recorded in the month under review 870 were ZANU PF, 171 MDC-T, 6 MDC-M, 36 State and 61 Unknowns. Like in the analysis of victims, male perpetrators also constitute the bulk of the recorded perpetrators, numbering 1003 [89%] while 118 [11%] were female. The charts below show the violation spread by gender and by political party.

**Male and Female Perpetrator Charts**





**General Observations**

The prevailing volatile and unstable political situation in Zimbabwe, with the international community slow to embrace the new government owing to the continued bickering within the inclusive government, indicate that incidences of politically motivated violence are likely to rise in the near future. The current stagnant constitutional making process has sparked interest in most communities of Zimbabwe with political parties busy caucusing and addressing people on the way forward regarding the proposed new constitution. On one hand ZANU PF is advocating for the adoption of the Kariba Draft as the starting point for discussion, while on the other hand the MDC-T, and civil society organizations are pressing for people accessing other drafts including the 2000 draft and the draft that the National Constitutional Assembly worked on. On the other hand the National Constitutional Assembly has stressed that they will not participate in this process because it is not people driven as it is led by Parliamentarians.

Although the statistical trends in the period under review show a decline, political activities taking place in the provinces especially around issues to do with the constitution making process are steaming up and a cause for concern. Reports have revealed that a lot of politically motivated violations such as harassments in the form of forced attendance of meetings to rally support for the Kariba Draft which are accompanied by death threats and unspecified punitive measures are on the increase. In all the ten provinces such cases have been recorded and people generally are now living in fear of what would happen to them should the Kariba Draft fail to garner the full support required for its adoption. Other reasons as reported in the past are due to partisan differences, wearing party T/shirts, wearing civil society organization T/shirts (ZIMRIGHTS, NCA and Crisis Coalition) as well as distributing political party materials or fliers on the constitution. Also on the increase are assaults of mainly those deemed to hold opposing views to those of ZANU PF.

In Masvingo, Mashonaland East, Manicaland, Midlands, Mashonaland Central, and Matebeleland North ZANU PF) has intensified holding meetings mobilizing people to participate in the meetings that will be convened by the thematic committees for the Constitutional making process and drilling people to support the Kariba Draft. In some areas ZANU PF has started instilling fear in people by telling people that all proceedings that would take place at the constitutional consultative meetings would be recorded hence all those who would be found to be against the Kariba Draft would be dealt with. Already people are afraid as witnessed by a report from villagers of Runde Village in Zvishavane, Midlands, who have complained of being harassed and threatened with unspecified punishment by war veterans if they do not support the Kariba Draft. Similarly in Mashonaland Central, at least every constituency in the province has had forced meetings at which people are drilled to speak and endorse the ZANU PF stance. In constituencies like Shamva North, Mt Darwin East, Mazowe South people have suffered harassments, threats, displacement and unlawful detention at the hands of ZANU PF supporters, war veterans and army personnel.

The spread of violence at a provincial level was lower than the December figures with Manicaland recording the highest with 182[23% ], followed by Mashonaland East with 117 [15%] and Midlands 116 [15%]. The graph below gives a representation of the violence spread throughout Zimbabwe.

**Table 2: Provincial Analysis of Violations**

ACTS	Midlands	Bulawayo	Mat. South	Mat. North	Masvingo	Manicaland	Harare	Mash. East	Mash West	Mash Central	TOTAL
Murder	0	0	0	0	0	0	0	0	0	0	0
Rape	0	0	0	0	0	0	0	1	0	0	1
Kidnapping/ Abduction	0	0	0	0	0	2	0	0	0	0	2
Assault	25	0	5	7	17	39	31	26	5	10	165
Theft/Looting	30	0	0	3	1	9	1	3	0	6	26
MDP	1	0	0	1	3	4	0	6	0	0	14
Torture	0	0	0	1	1	1	0	0	0	0	3
Unlawful Detention	0	0	0	1	0	3	0	0	1	1	6
Harassment/ Intimidation	85	0	5	21	77	104	44	69	30	54	490
Displacement	0	0	0	1	6	9	5	3	0	5	27
Discrimination	2	1	0	0	0	11	1	9	1	15	45
Attempted Rape	0	0	0	0	4	0	0	0	0	0	0
Attempted Murder	0	0	0	0	0	0	0	0	0	0	0
<b>Total</b>	<b>115</b>	<b>1</b>	<b>10</b>	<b>34</b>	<b>109</b>	<b>182</b>	<b>82</b>	<b>117</b>	<b>37</b>	<b>91</b>	<b>779</b>

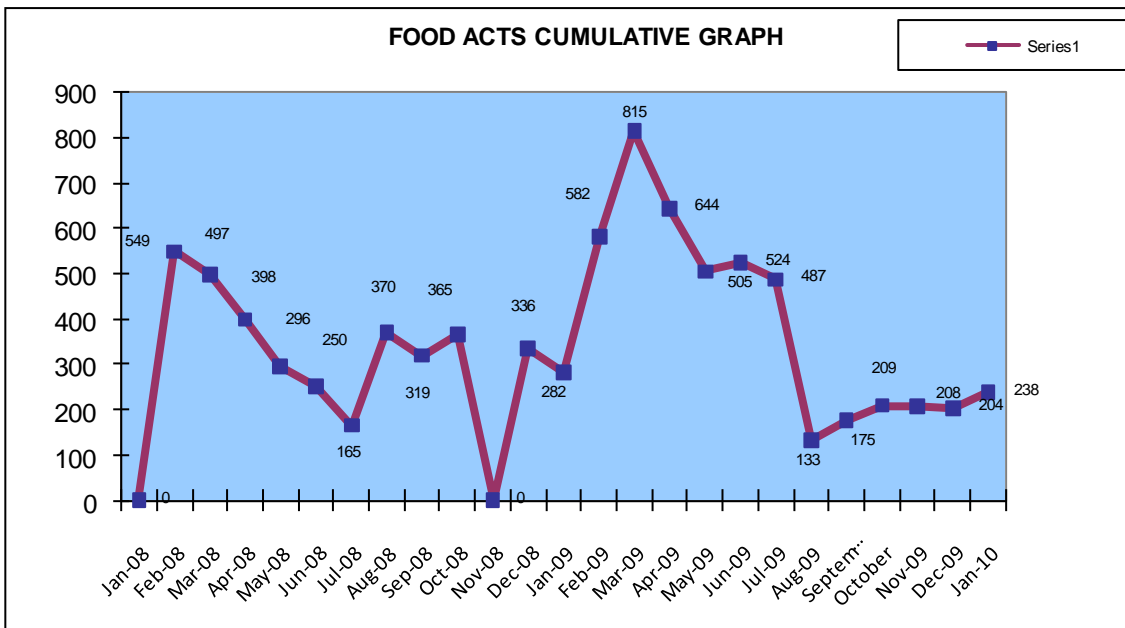
## INCIDENCES ON FOOD & OTHER FORMS OF AIDS MONITORING

In the period under review, food and other forms of aid continue to be manipulated as modes of punishment for those found not supporting the views of the ZANU PF. Reports of partisan distribution of aid under a scheme dubbed “Presidential Scheme” at which the President of Zimbabwe is said to have sourced farming inputs for the vulnerable continue to be received.

Since January 2009, a cumulative figure of 5005 violations around issues of distribution of food and other forms of aid were recorded. The highest violations are those of discrimination and harassment in the form of people being denied food relief, government subsidised food, and farm inputs mainly on partisan grounds. The victims are forced to denounce their partisanship, or forced to produce party cards in order to access food and other forms of aid. The month of January recorded a total of 238 cases, 148 acts of discrimination, 88 cases of harassments and 2 of violence. Midlands [66], Mashonaland East [55], Manicaland [36], Mashonaland Central [30] and Masvingo [30] recorded most of these cases. Below is the cumulative table and graph showing the spread of food and other forms of aid related violations since 2008.

2008	2009	FOOD & OTHER FORMS OF AID RELATED ACT - 2009				
		2010	HARASSMENT	VIOLENCE	DISCRIMINATION	TOTAL
		<i>Closing Figures for 2009</i> →	<b>3101</b>	<b>269</b>	<b>6248</b>	<b>9618</b>
549	282	January	88	2	148	238
497	582	February				
398	815	March				
296	644	April				
250	505	May				
165	524	June				
370	487	July				
319	132	August				
365	175	September				
376	209	October				
<b>930</b>	208	November				
<b>336</b>	<b>204</b>	December				
<b>4851</b>	<b>4767</b>	<b>TOTAL</b>	<b>3189</b>	<b>271</b>	<b>6396</b>	<b>9856</b>

Food Acts Cumulative Graph



## BACKGROUND & FORMATION



The Zimbabwe Peace Project (ZPP) was conceived shortly after 2000 by a group of Churches and NGOs working or interested in human rights and peace-building initiatives, and was to become a vehicle for civic interventions in a time of political crisis. In particular ZPP sought to monitor and document incidents of human rights violations and politically motivated breaches of the peace e.g. violence.

Today, ZPP's member organizations include, Zimbabwe Election Support Network (ZESN), Counselling Services Unit (CSU), Zimbabwe Liberators' Platform, Zimbabwe Civic Education Trust, ZimRights, Civic Education Network Trust (CIVNET).

## VISION

Sustainable Justice, Freedom, Peace and  
Development in Zimbabwe, for All ...

## MISSION

To work for sustainable Peace through Monitoring, Documentation, Research & Publications,  
and Community Peace Building Interventions ~ through & with our Members & Partners

## CONTACT US

P O Box BE 427, Belvedere

Tel: (04) 747719, 2930180,

2930182, 2900555, 2900556

Email: [zppinfo@gmail.com](mailto:zppinfo@gmail.com), [zpp@africaonline.co.zw](mailto:zpp@africaonline.co.zw)